



Bergen County Technical High School - Teterboro (03-0290-070)

County: Bergen

District: Bergen County Vocational Technical

School District

504 Route 46 West

Teterboro, NJ 07608

Principal: Mr. David Tankard

[School Website](#)

201-343-6000

668

Total Students

09-12

Grades Offered

8.3%

Economically
Disadvantaged

5.6%

Students with
Disabilities

0.0%

English Learners

10:1

Student to
Teacher Ratio

13.5 years

Avg Teacher
Experience

Jump to:

[How to use this report](#)

[State Report](#)

[Detailed Report](#)

[District Detailed Report](#)

[District Summary Report](#)

[Search Another](#)

[School/District](#)

The summary reports are meant to provide parents, educators, and communities highlights from the district, along with a high-level summary of how well a school or district is performing. We encourage you to use these reports to:

- **Learn more** about this school or district by viewing the detailed report. Use the link in the “Jump to” menu at the top right.
- **Start conversations** with school community members and ask questions. Use our guides for suggestions.
- **Engage** with your school communities to identify where schools are doing well and where they can improve.

Important note for 2019-2020: The summary reports typically include information on student growth, assessment results, and chronic absenteeism. Statewide assessment results were cancelled in spring 2020, so student growth and assessment results are not available for the 2019-2020 school year. Additionally, the requirement to report on chronic absenteeism was waived for the 2019-2020 school year so that data is not included. We encourage you to visit the detailed reports to see all the data that is available for the 2019-2020 school year and also to view the “Impact of COVID-19 on Data Availability” resource for a summary of how all data was impacted.




School Highlights Reported by the District:

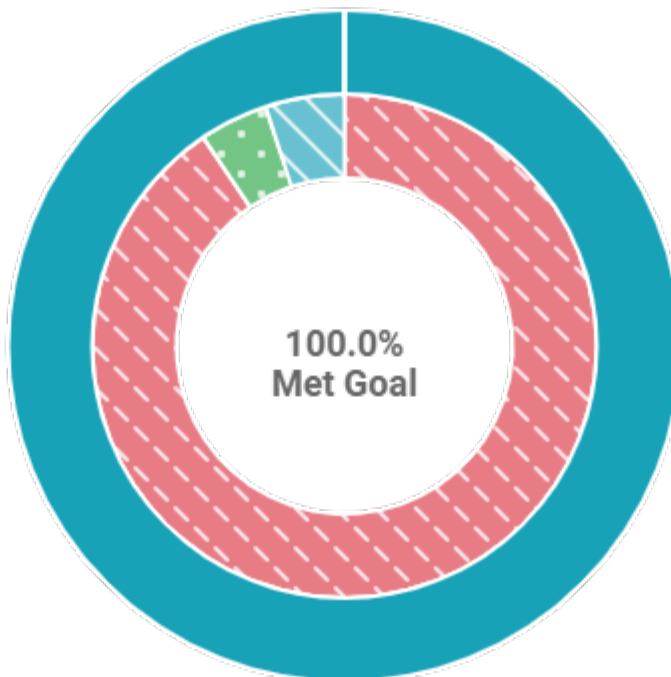
- Ranked #3 in NJ and #63 in US by US News & World Report, Ranked #28 in US by Newsweek
- Recognized as Apple Distinguished Program, AP Capstone Diploma School, AP District Honor Roll
- Recognized as Apple Distinguished Program

Are students graduating?

This section shows the four-year and five-year graduation rates. These are the percentage of students who graduate high school within four or five years of entering high school.

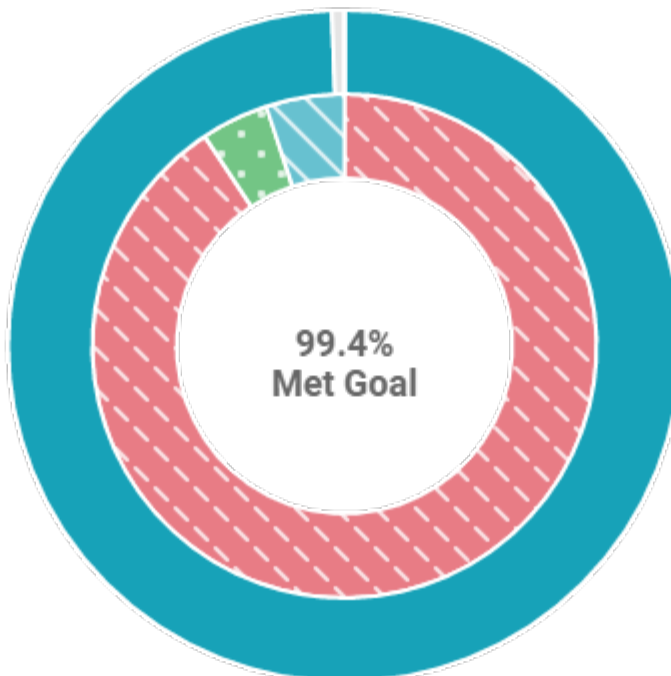
Four-Year Graduation Rate

 Below State: 0 - 90.9%  Met State: 91 - 94.9%
 Met Goal: 95 - 100%



Five-Year Graduation Rate

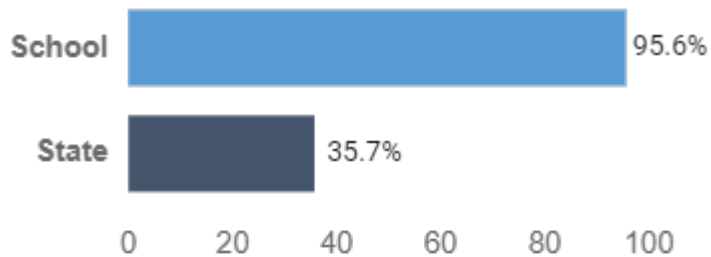
 Below State: 0 - 92.1%  Met State: 92.2 - 95.9%
 Met Goal: 96 - 100%



Are students college and career ready?

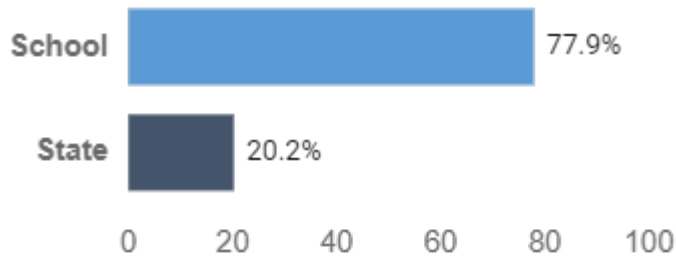
AP/IB Courses:

Percentage of 11th and 12th graders enrolled in one more Advanced Placement (AP) or International Baccalaureate course (IB)



Dual Enrollment:

Percentage of 11th and 12th graders enrolled in one more dual enrollment course, which is a course that allows high school students to enroll in college courses for credit prior to graduation



Industry-Valued

Credentials:

Percentage of 9th-12th graders who earned one or more industry-valued credential during the school year



College Enrollment:

Percentage of 2019 graduates enrolled in a college or university by the fall of 2020

